

Ever think there must be a better way? There is.



Freestorm<sup>TM</sup>  
Visual Collaboration Solutions

SMART®





## FIVE KEY COMPONENTS OF VISUAL COLLABORATION

Interactive intuitive displays	4
Powerful collaboration software	6
Dispersed collaboration options	8
Comprehensive services	10
Industry compatibility	12

## PRODUCTS

Product overview	14
SMART Board® 800 series interactive whiteboard systems	16
SMART Board 8000 series interactive flat panels	18
Appliance-based interactive displays	20
SMART Board interactive overlay	22
SMART Podium™ interactive pen display	24
SMART Meeting Pro™ software	26
Bridgit® conferencing software	28

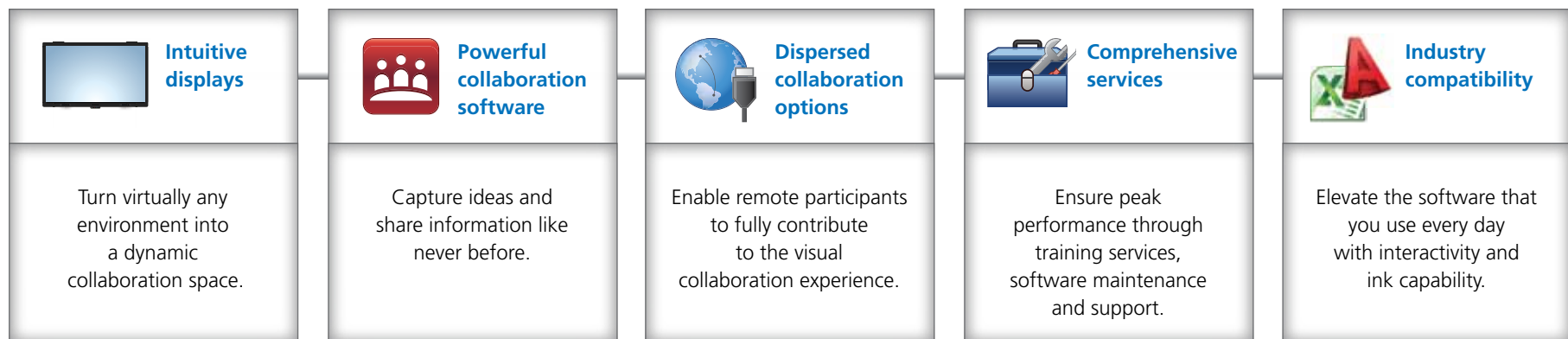
# Freestorm

## visual collaboration solutions

---

Freestorm brings together five key components of successful visual collaboration to transform the way you do business – and it's only available from SMART.

Visual collaboration is people working together using digital content and resources, sharing their ideas, skills, experiences and inspiration to achieve common goals. By adopting Freestorm visual collaboration solutions as part of their workflow, our customers increase innovation, boost productivity, make more informed decisions and significantly reduce costs.









## Interactive intuitive displays

Freestorm visual collaboration solutions start with SMART's industry-leading large format interactive displays. By combining interactivity with the simplicity of familiar meeting room tools, Freestorm can help you to transform virtually any space into an active collaboration setting.

### What you can do      How

Interact naturally with content

Use your finger to interact with any application, or pick up a pen and write over it. Move easily between documents, digital notes or the Web.

Elevate engagement

Multi-touch support, large screens and multiple pens enable people to write, erase and manipulate objects simultaneously.

Enhance collaboration anywhere

The flexibility of Freestorm enables extraordinary collaboration virtually anywhere, with a consistent experience regardless of location.

### Choose from a wide variety of interactive displays



Our largest touch surface and most natural whiteboarding experience.

(See [page 16](#) for more information)



The richest visual experience for interacting with digital content.

(See [page 18](#) for more information)



Ideal for home offices or for projecting content onto large screens.

(See [page 24](#) for more information)



The ability to add touch and note-writing capabilities to your existing flat panels.

(See [page 20](#) for more information)







## Powerful collaboration software

Freestorm visual collaboration solutions are based on intuitive software that makes it easy to share information, capture ideas and determine next steps.

It features virtually unlimited digital whiteboard space, the ability to write notes over any application, options for saving your work and integration with Microsoft® Exchange.

### What you can do

### How

Encourage collaboration

Powerful software features make it easy to capture, refine and share ideas, feedback and next steps.

Accelerate decision-making

Information shared visually, with easy access to resources and supporting content, helps teams to focus and understand key points faster.

Turn ideas into action

Collaboration results distributed immediately help ensure that everyone is on the same page and working towards common goals.

## Create engaging collaboration experiences


SMART Meeting Pro software is the collaboration and meeting productivity software that drives Freestorm. Its touch-enabled whiteboarding features, superior digital ink capability and flexible options for saving your work make it easy to share content and capture ideas in powerful, engaging ways.



SMART Meeting Pro  
software

(See [page 26](#) for  
more information)









## Remote collaboration options

Freestorm visual collaboration solutions make it easy to connect with remote teams and individuals around the world.

From Bridgit conferencing software to interoperability with the remote-connectivity products you already use, you can enable colleagues and customers to fully participate in collaboration sessions from virtually anywhere.

### What you can do

### How

Fully involve remote participants

Participants in virtually any location can contribute meaningfully through two-way interaction on shared screens.

Reduce travel costs

Effective collaboration among dispersed teams reduces the time and expense incurred by travel.

Make the most of current infrastructure

Transform your current communication infrastructure into a visually collaborative environment.

## Enable visual collaboration from virtually anywhere

Bridgit conferencing software, SMART's remote collaboration application, makes dispersed collaboration more engaging and visual – teams can work on the same content simultaneously and write directly into each other's documents, regardless of location. For organisations that already have remote collaboration capabilities, Freestorm supports a growing list of third-party applications.



Bridgit conferencing software

(See [page 28](#) for more information)



Third-party interoperability

(Visit [smarttech.com](http://smarttech.com) for more information)







## Comprehensive services

SMART's support, software maintenance and training services are designed to ensure that Freestorm visual collaboration solutions are implemented successfully and continue operating at peak performance, giving your teams the ability to work to their full potential.

### What you can do

### How

Ensure rapid implementation

Our global network of dedicated resellers, combined with our training services, ensure that your solution is implemented quickly and successfully.

Streamline operations

Flexible support and maintenance options reduce disruptions and downtime and optimise performance.

Make the most of your investment

Our training services help your teams to develop the skills that enhance collaboration capabilities, ensuring the maximum benefit to your organisation.

## Ensure peak performance at all times

When you implement Freestorm, you can be confident in knowing that SMART and our global network of resellers will be there to help you transform the way you do business. Learn more at [smarttech.com](https://smarttech.com).



Training services



Support

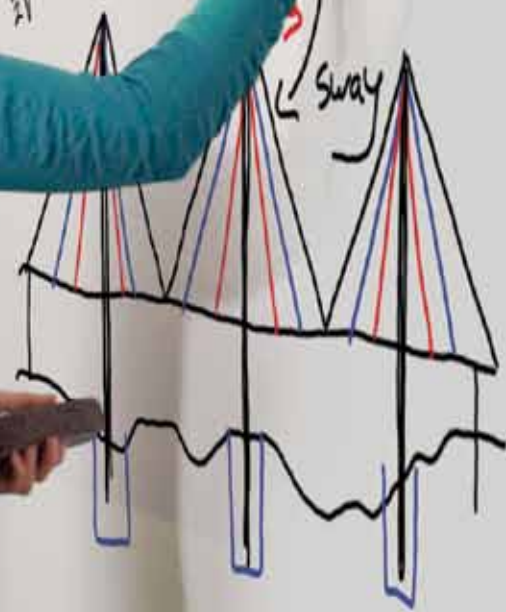


Software maintenance



$$\frac{2 \times \frac{H}{H} \left( \frac{H}{H} \right)^2}{2 \times \frac{H \sin \alpha}{H}}$$

$$f = f_L + \frac{h}{2} - y_M$$







## Industry compatibility

Freestorm visual collaboration solutions are integrated with Microsoft Office and support a growing list of industry-specific software, so you can add the natural experience of touch interfaces and digital ink to the applications you use every day.

### What you can do      How

Evolve business processes

Add interactive capabilities to your preferred software to enhance functionality and encourage collaboration and innovation.

Integrate according to your needs

Customise your experience by integrating Freestorm solutions with your applications, enabling you to enhance workflow.

## Elevate the software that you use every day

Freestorm gives you the ability to work on a large, touch-enabled surface using the software that drives your business. By adding interactivity and digital ink capability to your collaboration sessions, you can change the way your teams work together.

Visit [smarttech.com](http://smarttech.com) to learn how our customers in various industries benefit from Freestorm visual collaboration solutions.



Architecture,  
engineering and  
construction



Financial services



Health care



Manufacturing



SMART Board 800 series interactive whiteboard systems	SMART Board 8000 series interactive flat panels	Appliance-based interactive displays
--	--	---

Overview	Combines an ultra-short-throw projector with a SMART Board interactive whiteboard, giving you the tools for effective collaboration in one easy-to-use system.	Blends the collaborative capabilities of SMART Board interactive whiteboards with the brilliant visuals of flat-panel displays.	Offers you the benefits of your preferred SMART Board interactive whiteboard system or flat panel without the need for a dedicated meeting room computer or laptop.
Ideal for	Flexibility and universal appeal make these systems a great choice for virtually any environment – from the shop floor to the executive boardroom.	The elegant design and visual performance of these flat panels make them the perfect complement to any area designed to make an impression – whether it’s an executive boardroom or a customer showcase space.	The built-in collaboration tools, enhanced security features and easy maintenance of our appliance-based interactive displays make them ideal for informal and communal spaces, such as hallways or casual seating areas.
Display size	195cm - 221cm (77" – 87")	140cm - 178cm (55" - 70")	195cm - 221cm (77" - 87") or 140cm – 178 cm (55" - 70")
Computing device	Customer-supplied computer	Customer-supplied computer	Includes a dedicated, tamper-proof appliance
Resolution	720p	1080p	720p or 1080p
Navigation	Multi-touch and touch-gesture support with finger and pen navigation	Multi-touch and touch-gesture support with finger and pen navigation	Multi-touch and touch-gesture support with finger and pen navigation
Multiple display support	Yes	Yes	No

Learn more about the 800 series on [page 16](#).

Learn more about the 8000 series on [page 18](#).

Learn more about appliance-based interactive displays on [page 20](#).





### SMART Board interactive overlay

Adds touch and writing capabilities to your existing flat-panel displays.

The overlay brings interactivity to collaboration areas that already have flat-panel displays.

Fits flat-panels from 107cm to 165cm  
(42" to 65")

Customer-supplied computer

Same resolution as existing flat-panel display

Finger and pen navigation

No

Learn more about the interactive overlay on [page 22](#).

### SMART Podium interactive pen display

Enables you to interact with content and write in digital ink using a tethered pen.

The interactive pen display is ideal for home offices or spaces where projection on a large screen is required, such as presentation rooms or auditoriums.

47cm - 61cm (18.5" - 24")

Customer-supplied computer

720p or 1080p

Pen navigation

Yes

Learn more about SMART Podium on [page 24](#).



## SMART Meeting Pro software

Write notes over any available application and capture ideas easily with virtually unlimited interactive whiteboard space. Included with every Freestorm system, SMART Meeting Pro enables you to keep meetings organised and easily communicate outcomes.

Learn more about SMART Meeting Pro software on [page 26](#).



## Bridgit conferencing software

Share screens, voice and video with anyone who has an Internet connection. Engage deeply with remote participants through robust on-screen interactions – at any time and from any location.

Learn more about Bridgit software on [page 28](#).

# SMART Board 800 series interactive whiteboard systems

The 800 series combines our largest interactive surfaces with ultra-short-throw projectors, offering you flexibility, appealing design and a natural touch and writing experience. These interactive whiteboard systems are a great choice for virtually any environment.



## SMART Meeting Pro software

Write notes on whiteboard pages or over any application – then save and share them with others.

### SMART UX60 projector

Virtually eliminates shadows and glare

### SMART UF75 projector

Reduces shadows and glare

### Multi-touch support with freestyle interaction


Two people can simultaneously write, perform mouse functions, erase and manipulate objects.

### Accessible collaboration features

Move objects and write and erase naturally, without selecting on-screen tools.

### Touch gestures

Zoom, flick and rotate objects easily – the 800 series supports touch gestures like those used in the Microsoft® Windows® 7 operating system.



Zoom

Flick

Rotate



# Key features

## Superior image quality

Each system includes an HD-ready, ultra-short-throw projector that virtually eliminates shadows and glare.

## Durable surface

The 800 series features a hard-coated, low-gloss steel surface optimised for both projection and easy cleaning.

## Support for multiple displays

Connect up to eight interactive displays to a single computer. Users can write and share content simultaneously on any of the connected surfaces.



## Object awareness

SMART's proprietary DVIT® (Digital Vision Touch) technology tracks and identifies the actions of users – it recognises when users switch between a finger, a pen or an eraser. Two people can also write with a pen, erase with their palms or fists and move objects with their fingers independently – without having to press buttons or access on-screen menus.



## Freestyle interaction

Two people can instantly start working individually or together to complete actions, such as writing in digital ink or moving objects with their fingers. It's perfect for freestyle collaboration and brainstorming.

## Accessible collaboration features

All the tools users need to interact are right at their fingertips. The pens, eraser and function buttons are conveniently located at the front of the interactive whiteboard. Participants can also connect USB devices, and volume controls are easily accessible.



	885ix	885i	880i
Projector throw distance	26.5cm (10 3/8")	56.7cm (22 1/4")	59.1cm (23 1/4")
Active screen size	221cm (87") diagonal	221cm (87") diagonal	195.6cm (77") diagonal
Aspect ratio	16:10	16:10	4:3
Resolution	720p WXGA	720p WXGA	720p XGA
Interactive whiteboard dimensions	199.4cm W x 129cm H x 16.5cm D (78 1/2" x 51 1/8" x 6 1/2")	199.4cm W x 129cm H x 16.5cm D (78 1/2" x 51 1/8" x 6 1/2")	168cm W x 135.6cm H x 16.5cm D (66 1/8" x 53 3/8" x 6 1/2")
Available as an appliance-based model	Yes	Yes	Yes

# SMART Board 8000 series interactive flat panels

Combining high-definition, LCD flat-panel displays with integrated touch and writing capabilities, the SMART Board 8000 series interactive flat panels offer sophisticated interaction with digital content.

## Commercial-grade, touch-enabled flat panel

A durable, high-definition LCD interactive flat panel featuring SMART's proprietary DVIT technology.

### Presence detection\*

Sensors detect user movements and respond accordingly.

### Multi-touch support with freestyle interaction

Two people can simultaneously write, perform mouse functions, erase and manipulate objects.




### SMART Meeting Pro software

Users can write notes on whiteboard pages or over any application – then save and share them with others.

## Accessible collaboration features

Pens, ink controls, the eraser, input selection and volume control are readily available.



### Touch gestures

Zoom, flick and rotate objects easily – the 8000 series supports touch gestures like those used in the Microsoft Windows 7 operating system.

\*Only available with the 8055i.

# Key features

## Freestyle interaction

Two people can instantly start working individually or together to complete actions, such as writing in digital ink or moving objects with their fingers. It's perfect for freestyle collaboration and brainstorming.



## Object awareness

SMART's proprietary DVIT (Digital Vision Touch) technology tracks and identifies the actions of users – it recognises when users switch between a finger, a pen or an eraser.

Two people can also write with a pen, erase with their palms or fists and move objects with their fingers independently – without having to press buttons or access on-screen menus.



## Elegant, sophisticated design

The professional design and crisp, eye-catching visuals are perfect for any high-end workspace.



## Commercial-grade, touch-enabled flat panel

Our durable, high-definition LCD interactive flat panels are designed to withstand the demands of commercial use, featuring hardened, scratch-resistant glass screens. Enhanced by DVIT technology, the flat panels deliver superior touch performance, an exceptional digital ink experience and bright, crisp 1080p images.



## Accessible collaboration features

All the tools that users need to interact are right at their fingertips. The pens, eraser and function buttons are conveniently located at the front of the interactive display. Participants can also connect USB devices and volume controls are easily accessible.

## Support for multiple displays

Connect up to eight interactive displays to a single computer. Users can write simultaneously and share content and applications by "pushing" them to any of the connected interactive displays.

	8055i	8070i
Active screen size	140cm (55") diagonal	178 cm (70") diagonal
Aspect ratio	16:9	16:9
Resolution	Full-HD 1080p (1920 h x 1080 v)	Full-HD 1080p (1920 h x 1080 v)
Presence detection	Yes	No
Dimensions	133.0cm W x 82.0cm H x 9.3cm D (52 3/8" x 32 5/16" x 3 11/16")	168.5cm W x 103.7m H x 25cm D (66" x 41" x 10")
Available as an appliance-based model	Yes	Yes



# Appliance-based interactive displays

With an appliance-based interactive whiteboard system or flat panel, your teams can effectively collaborate without requiring a dedicated meeting room computer. Our appliance is an embedded computing device with built-in whiteboarding and collaboration features.

## Multi-touch support with freestyle interaction

Two people can simultaneously write, perform mouse functions, erase and manipulate objects.



## SMART Meeting Pro software


Users can write notes on whiteboard pages or over any application – then save and share them with others.

## Accessible collaboration features

Pens, ink controls, the eraser, input selection and volume control are readily available.

## Touch gestures

Zoom, flick and rotate objects easily – appliance-based interactive displays support touch gestures like those used in the Microsoft Windows 7 operating system.



Zoom

Flick

Rotate

# Key features

## Appliance computing device

The purpose-built computing device eliminates the need for a dedicated meeting room computer. Users can collaborate immediately without logging on to a computer or network. They can capture their notes and save documents to a USB drive or a network share drive, or send them by email.

## Built-in functionality

Users can collaborate immediately with virtually unlimited whiteboarding space, reference existing content by viewing PDFs and presentations, or browse the Web with HTML 5 compatibility.



## Security features

The locked-down system design prevents software and malware installations that could affect consistency and reliability. This ensures that the appliance starts up quickly and provides immediate access to its whiteboarding and collaboration tools.



## Freestyle interaction

Two people can instantly start working individually or together to complete actions, such as writing in digital ink or moving objects with their fingers. It's perfect for freestyle collaboration and brainstorming.

## Object awareness

SMART's proprietary DVIT (Digital Vision Touch) technology tracks and identifies the actions of users – it recognises when users switch between a finger, a pen or an eraser. Two people can also write with a pen, erase with their palms or fists and move objects with their fingers independently – without having to press buttons or access on-screen menus.

	PC-based interactive displays	Appliance-based interactive displays
Intuitive, multi-touch surface	✓	✓
Intuitive whiteboarding and collaboration features	✓	✓
Access to applications and network drives on your computer	✓	
Built-in security features that prevent software and malware installation		✓
No in-room computer required		✓
Ability to connect a laptop	✓	✓

# SMART Board interactive overlay

The SMART Board interactive overlay can enhance the way your teams work together by turning your existing flat-panel display into an interactive, touch-enabled collaboration tool.

## Sleek design

Slim profile complements the design of flat-panel displays.

## Touch interface

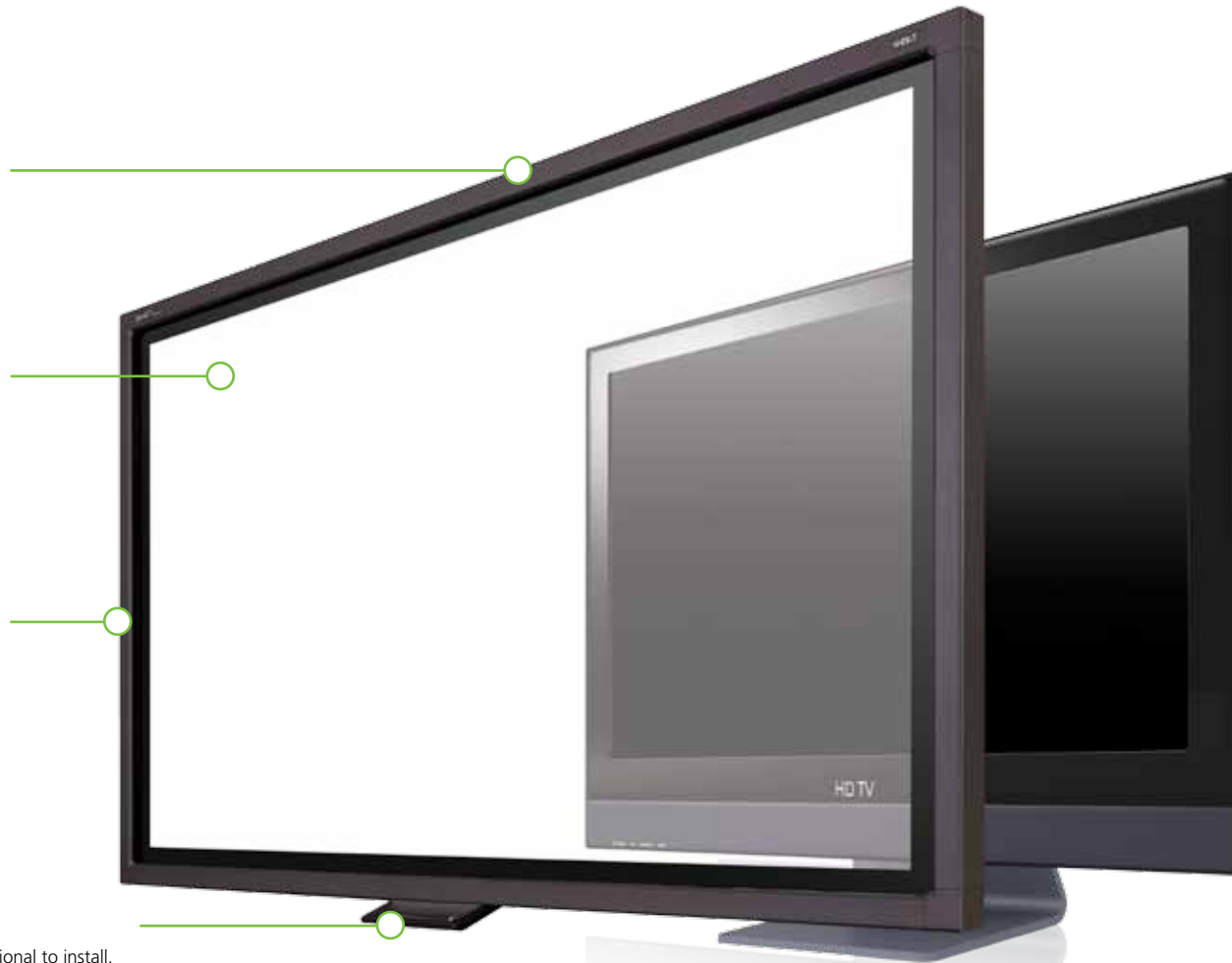
Write, erase and perform mouse functions using your finger or the pen included.

## Protective glass surface

A scratch-resistant, protective glass layer enables interactivity and protects your flat-panel display.

## Pen ledge

The pen ledge included is optional to install.



## SMART Meeting Pro software

Users can write notes on whiteboard pages or over any application – then save and share them with others.



# Key features

## Sleek design

The slim profile of the interactive overlay complements the design of flat-panel displays without affecting visual quality.



## Protective glass surface

The interactive overlay has a hardened, scratch-resistant glass surface, which protects your flat-panel display.

## Flexible models

Available in a variety of sizes to fit flat-panel plasma and LCD displays in commercial brands ranging from 106.7cm to 165.1cm (42" to 65").

## Quick and easy installation

The interactive overlay securely attaches to compatible flat-panel displays using the mounting straps included.



## Pen ledge

A pen ledge is included but is optional to install, providing flexibility for flat-panel displays that are used as touch-enabled digital signage.



## Touch interface

Write, erase and interact with content using either your finger or a pen. SMART's proprietary DVIT (Digital Vision Touch) technology uses cameras to track contact on the screen, delivering an accurate touch experience.



## SMART Board interactive overlay

Active screen size	Ranges from 106.7cm to 165.1cm (42" to 65")
Computer requirements	Windows XP or Windows 7 operating systems (32-bit and 64-bit)
Compatibility	Compatible with over 250 unique models from 19 manufacturers. For more information, visit <a href="http://smarttech.com/overlaysupportedpanels">smarttech.com/overlaysupportedpanels</a> .
Available as an appliance-based model	No
Support for multiple displays	No

# SMART Podium interactive pen display

The precise writing experience and intuitive capabilities of the SMART Podium interactive pen display turn dispersed collaboration and large-room presentations into dynamic, media-rich events.

## Illuminated function buttons

Access common functions, such as the eraser and mouse, open SMART Meeting Pro software and launch the On-Screen Keyboard – the buttons illuminate in low light for easy viewing.



## SMART Meeting Pro software

Users can write notes on whiteboard pages or over any application – then save and share them with others.

## Widescreen display

A 16:9 widescreen resolution and flexible scaling options enable you to display and manipulate high-definition visuals.

## High-speed USB 2.0 ports

Easily connect multimedia devices to the three accessible ports.

## Accurate writing experience

Control your computer and write precisely in digital ink with the tethered pen that is always available when you need it on the magnetic pen rest.

## Smooth Tilt Stand

Adjust the angle of the interactive pen display to your most natural writing position – even rest your hand on the screen while you write.

## Elegant design

SMART Podium features a sleek profile and slim bezel for optimal active screen area and a minimised overall footprint. It will complement virtually any workspace.



# Key features

## Integration with Microsoft PowerPoint presenter view

Maintain a private view of your presentation material, including all slides and speaking notes, whilst controlling what your audience sees on the screen or interactive whiteboard or flat panel. Use the controls on SMART Podium to switch ink colours, move between slides and write speaking notes as you present.



## DViT technology

SMART Podium features SMART's proprietary DViT (Digital Vision Touch) technology. With cameras incorporated in the bezel to detect pen touch and movement, DViT technology provides a responsive, accurate writing experience.



## Simple installation

Connect your computer, SMART Podium and projector using USB and a DVI or VGA cable, so that all devices will display the same image simultaneously.

	518	524
Active screen size	47cm (18.5") diagonal	61cm (24") diagonal
Aspect ratio	16:9	16:9
Resolution	720p	1080p
Dimensions	46.7cm W x 33.0cm H x 7.6cm D (18 3/8" X 13" x 3")	59.3cm W x 40.1cm H x 7.6cm D (23 5/16" x 15 13/16" x 3")
Weight (with stand)	8.9kg (19lb 11oz)	12.5kg (27lb 6oz)
Available as an appliance-based model	No	No



## Tethered pen

Control your computer from SMART Podium and comfortably write over any application with the battery-free tethered pen. Because the pen is the point of contact on the interactive screen, you can rest your hand on the screen whilst writing notes. You can rest the pen in the magnetic pen rest when it's not in use.





# SMART Meeting Pro software

With touch-enabled whiteboarding features, superior digital ink capability and flexible options for saving your work, SMART Meeting Pro software makes it easy to share content and capture ideas in powerful, engaging ways.

## Automatic setup for Bridgit

Share screens instantly with remote participants, manage data conferencing features and connect all invited meeting rooms automatically when you have Bridgit conferencing software.

### Meeting productivity tools

Access meeting resources and attendee details, monitor meeting time, extend room bookings and quickly start and end meetings through integration with Microsoft Exchange.

### Simple interface

Toggle between your desktop and your whiteboard, access meeting management features, select content options and enable pen features with the easy-to-use toolbar.

The screenshot displays the SMART Meeting Pro software interface. On the left is a sidebar with a 'Meeting' tab selected, showing a list of templates categorized by function (e.g., Shapes/Icons, Templates, Diagrams). The main area shows a project timeline for 'MannBridge Proposal' spanning from 2011 to 2012. The timeline includes tasks such as 'Preliminary project design', 'Public involvement', 'Final design', 'Procurement', and 'Construction'. To the right of the timeline is a 'Notes | Tasks' section with handwritten notes in red ink, including 'Survey land and easement acquisition', 'Process in-service data - 05/21/11', 'Approval for commissioning', 'Look into Public involvement', 'Transmission Line and Power issue to solve', and 'Newsletter Update'. A green line points from the 'Meeting' tab in the sidebar to the 'Meeting' section in the main interface.

### Business content gallery

Access ready-made templates from an available gallery of images and tools – you can use existing content or create your own and save for reuse.

### SMART GoWire™ auto-launch cable

Guests or occasional users can use SMART Meeting Pro software without installing it on their laptops.

### SMART Ink™

Write in digital ink over any application, document or webpage, save your work in a variety of ways and share it immediately.

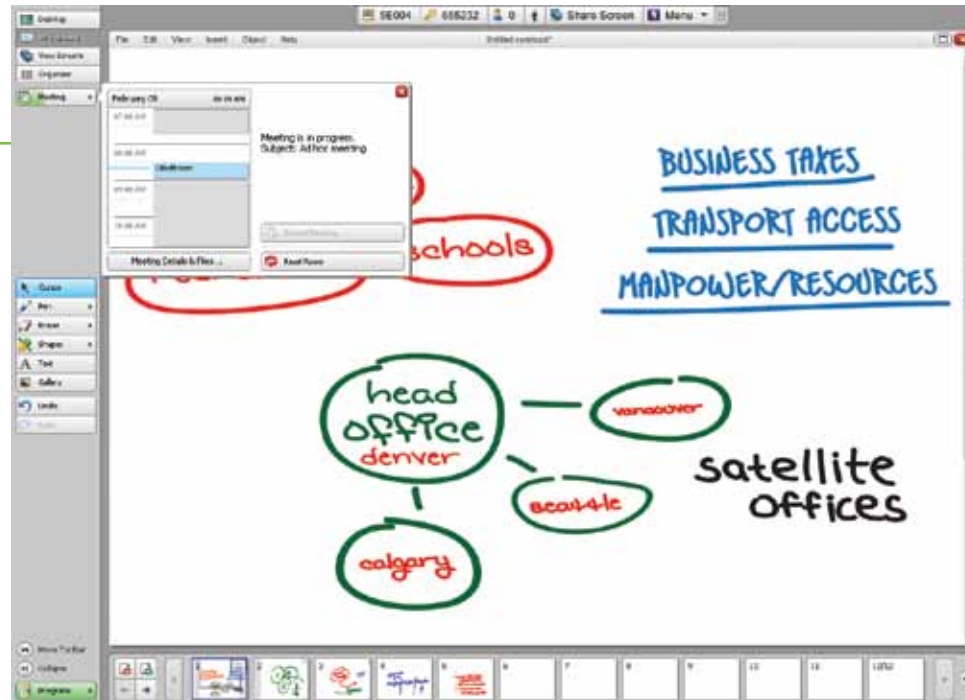
# Key features

## Interactive whiteboarding features

Use unlimited interactive whiteboard pages and easily jump from page to page. Use shapes, lines, text, undo and redo, resize, rotate and change object properties and convert handwriting to text.

## Email notes

Quickly distribute all notes and action items by emailing them to the team at the end of the meeting.



## Integration with Microsoft Exchange

Access attachments, attendee information and meeting details sent in the meeting request and email meeting outcomes to all attendees at the end of the meeting. Feature requires Microsoft Exchange server.



## Save function

Take screen shots or area captures of third-party content to include in your interactive whiteboard file. Save all of your work to a single file as a PPT, PDF or image file on your network, computer hard drive or USB drive.

## Multiple-display capabilities

Enables multiple-display control and content management. Move notes and documents between screens and write on different displays simultaneously.

## Organise notes

Provides a view of all note pages, which can be sorted by dragging, inserting or deleting pages. Easily reorganise without having to rewrite.

## For single- or dual-display systems

- Windows XP SP3 or Windows 7
- 2.0 GHz dual core processor or faster (quad-core recommended)
- 1 GB of RAM for Windows XP, 2 GB of RAM for Windows 7 (4 GB recommended)
- 1 GB of free hard disk space for minimum installation (additional free space required during installation)
- DirectX® 9 capable video card with discrete 256 MB VRAM
- At least 10 Mbps wired network or 802.11 a/g/n (100 Mbps wired network or 802.11 n wireless network recommended)

## For multiple-display systems

- Windows XP SP3 or Windows 7
- 3.0 GHz dual core processor or faster (quad-core recommended)
- 4 GB of RAM or more
- 1 GB of free hard disk space for minimum installation (additional free space required during installation)
- DirectX 9 capable video card with discrete 256 MB VRAM
- At least 10 Mbps wired network or 802.11 a/g/n (100 Mbps wired network or 802.11 n wireless network recommended)



# Bridgit conferencing software

Collaborate with remote participants and local teams in real time using Bridgit conferencing software. This fully integrated application makes collaboration more engaging and visual – teams can work on the same content simultaneously and write directly into each other's documents, regardless of location.

## Webcam support

View video from as many as four participant sites simultaneously.

## Write over shared desktops

Participants can share their desktops and write notes on shared content.

## One-touch options

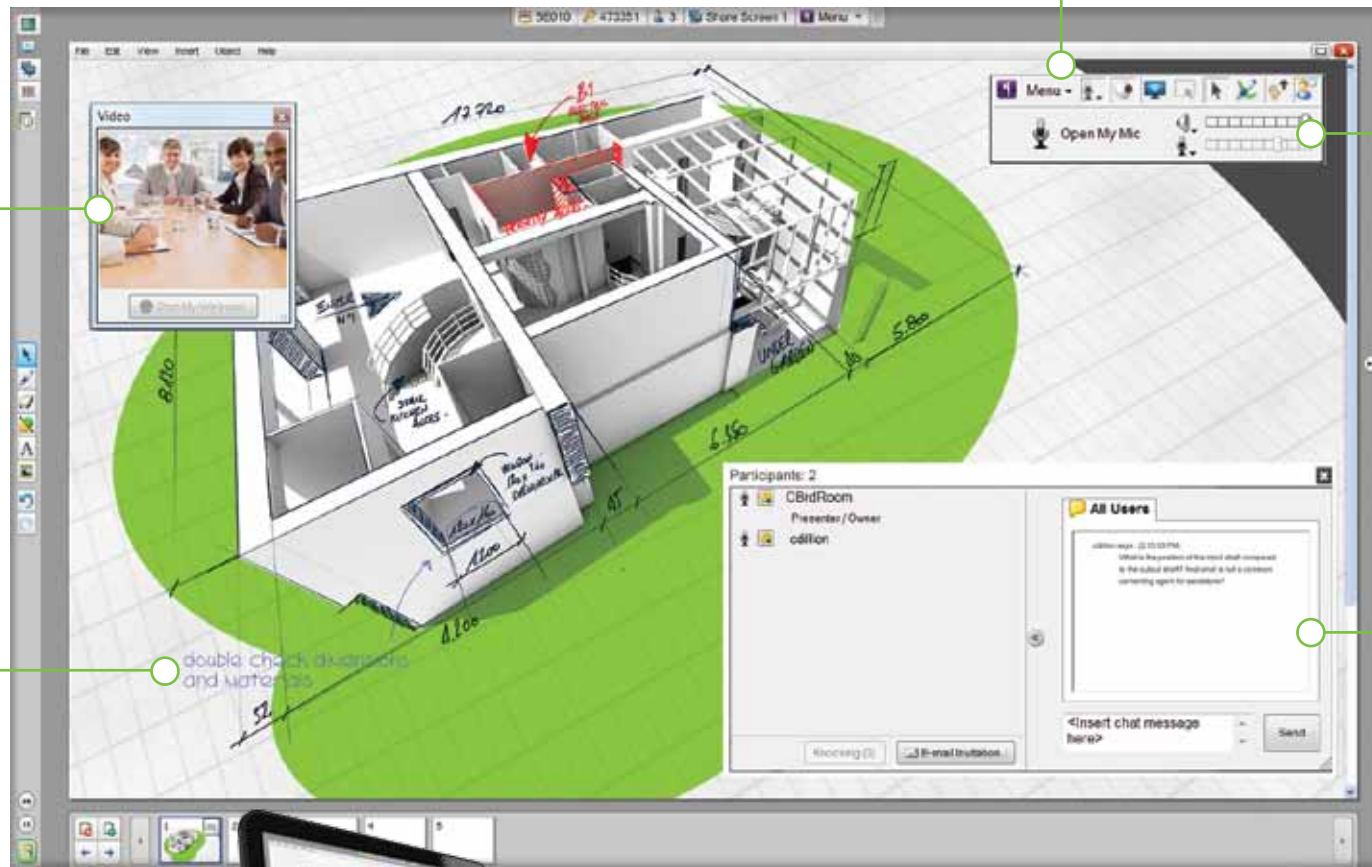
Access features and tools with a click of a button – you can invite participants, share your desktop and select the pen tool.

## Intuitive toolbar

Access audio and video controls, participant lists and presentation tools.

## Chat function

Communicate with participants through integrated text messaging, without disturbing other participants.



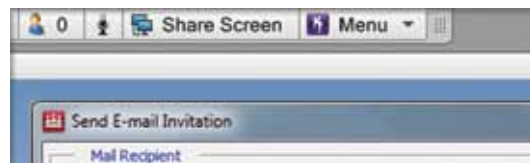
## Contribute from your iPad

Participate in Bridgit software meetings using your iPad. With access to any Wi-Fi or 3G network, you can create or join meetings from your iPad and interact with content presented on an interactive display.



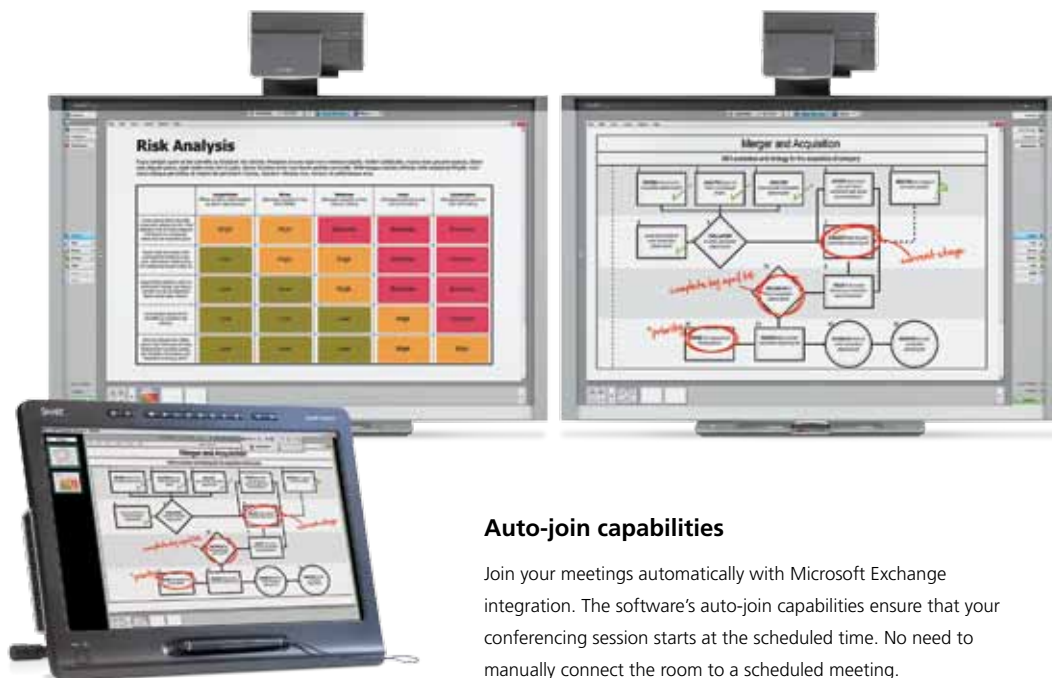


# Key features



## One-touch desktop sharing

Share your computer desktop or interactive display with a single touch. You can take control of another participant's desktop and write over their desktop to demonstrate a solution or provide technical assistance. More than one participant can write at the same time.



## Share multiple screens

Use multiple interactive displays in your collaboration sessions, and remote users can see your multiple shared screens simultaneously.

## Built-in VoIP

Hear all participants in the conference without purchasing an additional audio-conference bridge or incurring long-distance charges. Bridgit software works with your existing microphone headset or conference room microphone.

## Auto-join capabilities

Join your meetings automatically with Microsoft Exchange integration. The software's auto-join capabilities ensure that your conferencing session starts at the scheduled time. No need to manually connect the room to a scheduled meeting.

## System requirements

### Client system requirements

Windows XP SP3 or Windows 7 operating systems

- 2.0 GHz processor
- 2 GB RAM
- Broadband Internet connection

Mac OS X 10.6 or 10.7 operating systems

- 2.0 GHz Intel processor
- 2 GB of RAM
- Broadband Internet connection

### Server requirements

- 2.0 GHz or faster processor
- 2 GB of RAM
- Windows Server® 2003 R2 or 2008 R2 operating system
- 100 Mbps network interface card (NIC) that supports the TCP/IP protocol

## Simple connection

Conference with anyone, anytime, anywhere – as long as you have an Internet connection. Participants can join meetings through a simple, automatically generated email invitation.





# Freestorm

visual collaboration solutions

## There's a better way to work together

With Freestorm solutions, people collaborate in visual and interactive ways, whether they're in the same room or in workspaces around the world. Because our solutions are designed to streamline the exchange of information and boost productivity, they can benefit virtually any organisation. They have been implemented by businesses in various industries, from architecture to manufacturing to telecommunications. We've helped our customers find innovative ways to make more informed decisions, reduce costs, engage clients and stakeholders and train personnel – all by making it easier to share information and communicate ideas.



# Transform the way you collaborate with Freestorm visual collaboration solutions

TECHNOLOGY WITH PURPOSE

steljes

For more information or to arrange for a demonstration,  
contact our UK & Ireland authorised distributor, Steljes:

## Steljes Limited

(Headquarters)  
Bagshot Manor  
Green Lane  
Bagshot  
Surrey  
GU19 5NL

Telephone: +44 (0) 8450 758 758  
E-mail: [info@steljes.co.uk](mailto:info@steljes.co.uk)  
[www.steljes.com](http://www.steljes.com)

## Steljes Ireland Ltd

(Dublin, Ireland)  
Unit L2  
Baldonnell Business Park  
Baldonnell  
Dublin 22

Telephone: +016464002  
E-mail: [info@steljes.ie](mailto:info@steljes.ie)  
[www.steljes.ie](http://www.steljes.ie)